

Junior Infant Activities

Week: June 8th - 12th

Well done on all your hard work on SEESAW.

Keep sending us the work/pictures/videos, etc. We love to see your beautiful work!

Monday	Tuesday	Wednesday	Thursday	Friday
<ul style="list-style-type: none"> Ordering the days of the week (interactive game) 	<ul style="list-style-type: none"> Calendar - What day is it today? Tomorrow? Yesterday? 	<ul style="list-style-type: none"> Days of the week song 	<ul style="list-style-type: none"> Ordering the days of the week (interactive game) 	<ul style="list-style-type: none"> Days of the Week song
<p>Phonics: New 'ar' sound - Open your mouth wide and say 'ah'.</p> <p>'ar' video (YouTube: 'Little Learners')</p>	<p>Phonics: 'ar' sound</p>	<p>Phonics: 'ar' sound</p>	<p>Phonics: 'ar' sound</p>	<p>Phonics: 'ar' sound.</p>
<p>Writing Activity: News - just as we would do in school, write some sentences about your news and draw a picture to match.</p>	<p>Writing Activity: Think of 6 'ar' words, write them and draw picture for each. (write numbers 1 - 6 beside each word)</p>	<p>Writing Activity: Orally put these words into a simple sentence and then write them e.g. "I ate my dinner".</p> <ol style="list-style-type: none"> car star farm shark 	<p>Writing Activity: Pick 4 words from the word list attached and put them into simple sentences.</p>	<p>Writing Activity: Free writing - write 3-4 sentences about what you did this week. Use sentence starters like: I played... I saw... I helped... I read... I ate...</p>
<p>Song of the Week: New 'Boom Chicka Boom Summer' (Link below)</p>	<p>Song of the Week: 'Boom Chicka Boom Summer'</p>	<p>Song of the Week: 'Boom Chicka Boom Summer'</p>	<p>Song of the Week: 'Boom Chicka Boom Summer'</p>	<p>Song of the Week: 'Boom Chicka Boom Summer'</p>

Junior Infant Activities

Week: June 8th - 12th

Well done on all your hard work on SEESAW.

Keep sending us the work/pictures/videos, etc. We love to see your beautiful work!

<p>Maths: New Activity page 116 <i>(below)</i> - Money: Matching</p>	<p>Reading: Read the short story 'Painting' and orally answer the questions.</p>	<p>Maths: Activity pages 117 <i>(below)</i> - Money: Correct Amount</p>	<p>Reading: Read and draw activity.</p>	<p>Maths: Activity page 118 <i>(below)</i> - Money: Correct Amount</p>
<p>Jolly Phonics word list (attached)</p>	<p>Jolly Phonics word list</p>	<p>Jolly Phonics word list</p>	<p>Jolly Phonics word list</p>	<p>Jolly Phonics word list</p>
<p>PE Ball Skills</p> <ol style="list-style-type: none"> <u>Fist pass</u> - a passes ball to b using fist. <u>Heading</u> - a feeds the ball gently to b using an underarm throw, b heads it back. <u>Kicking from the hand</u> - a kicks the ball to b (hold the ball at arm's length, and drop onto instep and kick). <p>*Repeat this set 5 times</p>	<p>Cosmic Yoga The Very Hungry Caterpillar <i>(Link below)</i></p>	<p>SESE Science</p> <p>This week we will learn about the '<u>lifecycle of the butterfly</u>'.</p> <p>4 Stages:</p> <ol style="list-style-type: none"> Egg Caterpillar Pupa/Chrysalis Butterfly 	<p>Art Design your own butterfly.</p> <p>Either using the template provided or your own creation, design and make your own butterfly using items from around the house or simply drawing or painting.</p> <p>Upload a picture of your creation on Seesaw.</p>	<p>GoNoodle Trolls: Can't Stop the Feeling</p> <p style="text-align: center;">Or</p> <p>PE with Joe <i>(Links below)</i></p>

Junior Infant Activities

Week: June 8th - 12th

Well done on all your hard work on SEESAW.

Keep sending us the work/pictures/videos, etc. We love to see your beautiful work!

Links to Videos

Phonics:

- 'ar': <https://www.youtube.com/watch?v=ILFON8qBZsE>

Songs & Rhymes:

- Days of the Week: <https://www.youtube.com/watch?v=qNJRGHk7sN8>
- Boom Chicka Boom Summer: <https://www.youtube.com/watch?v=hfZ-438DrTs>

Cosmic Yoga:

The Very Hungry Caterpillar

<https://www.youtube.com/watch?v=xhWDiQRrCIY&list=PL8snGkhBF7njuE18V642ZeFwcbVRRPFLG&index=34>

GoNoodle

Trolls: Can't Stop The Feeling:

<https://www.youtube.com/watch?v=KhfkYzUwYFk>

Joe Wicks

<https://www.youtube.com/watch?v=5ALV5ngx8WM>

Well done on all your hard work on SEESAW.

Keep sending us the work/pictures/videos, etc. We love to see your beautiful work!

Jolly Phonics Word List

Practise reading these words all week. On Thursday and Friday, they can read each word and write it.

paid

goal

soak

free

week

bleed

groan

paint

toast

tie

Well done on all your hard work on SEESAW.
Keep sending us the work/pictures/videos, etc. We love to see your beautiful work!

Money

Ring and colour the correct amount for each object. Match.

The central list of items and their prices is:

- Orange: 5c
- Pineapple: 3c
- Pear: 1c
- Banana: 4c
- Tomato: 2c

The available coins are:

- Two 1c coins (top left)
- Two 2c coins (middle left)
- Two 1c coins (bottom left)
- Two 1c coins (top right)
- One 2c coin (middle right)
- One 1c coin (bottom right)
- One 1c coin (bottom right, circled and connected to the pear)




Well done on all your hard work on SEESAW.
Keep sending us the work/pictures/videos, etc. We love to see
your beautiful work!

Money

Ring and colour the correct amount for each object.






     

Well done on all your hard work on SEESAW.
Keep sending us the work/pictures/videos, etc. We love to see your beautiful work!

Money

Ring and colour the correct amount for each object.



Well done on all your hard work on SEESAW.
Keep sending us the work/pictures/videos, etc. We love to see
your beautiful work!

Name _____

Painting

The boy likes to paint.
He can paint the sun.



The girl likes to paint too.
She can paint a flower.



1. The boy can paint the _____.
- A. dog
 - B. sun
 - C. flower

2. The girl can paint the _____.
- A. flower
 - B. cat
 - C. sun


3. The boy and girl like to _____.
- A. run
 - B. hide
 - C. paint

Well done on all your hard work on SEESAW.
Keep sending us the work/pictures/videos, etc. We love to see
your beautiful work!

Name: _____

Read and Draw

Read the sentence and then draw a picture to match it.

A large empty rectangular box for drawing a picture corresponding to the first sentence.

The boy was mad.

A large empty rectangular box for drawing a picture corresponding to the second sentence.

She went for a run.

A large empty rectangular box for drawing a picture corresponding to the third sentence.

It is a pink pig.

A large empty rectangular box for drawing a picture corresponding to the fourth sentence.

We are on the bus.

A large empty rectangular box for drawing a picture corresponding to the fifth sentence.

The sun is very hot.